

Dental Equipment Catalogue

2012



DUBLIN 01 456 5288
CORK 021 434 6392

EMAIL iesales@henryschein.ie
ONLINE henryschein.ie
LIKE US ON  [HenrySchein.ie](https://www.facebook.com/HenrySchein.ie)
FOLLOW US ON  [@HenryScheinIE](https://twitter.com/HenryScheinIE)

 HENRY SCHEIN® (IRELAND) LTD.
partnership in practice

WELCOME

to your Henry Schein Equipment Catalogue

CAPITAL EQUIPMENT Page

Treatment Centres	4-10
Operating Lights	11
Plant Room Equipment	12-21
Stools	22-25
Cabinetry	26
Intraoral X-ray Imaging	28-29
Decontamination	30-34

NEW TECHNOLOGY Page

Panoral X-ray Imaging	36-39
Sensors	40
CEREC Introduction	41
CEREC Connect	42
CEREC InLab	43
Phosphor Plate Systems	46-49
Digital Cameras	50-51

My Contacts

ONLINE:

www.henryschein.ie

DUBLIN: **01 456 5288**

CORK: **021 434 6392**

EQUIPMENT AND
SHOWROOM ENQUIRIES:

DUBLIN: **01 456 5288**

CORK: **021 434 6392**

SERVICE ENQUIRIES:

DUBLIN: **01 456 5288**

CORK: **021 434 6392**

SOFTWARE OF EXCELLENCE:
01 494 4001

Making life easier...

by signing up for an online account

The benefits are...

- Additional 1.5% discount on all online orders
- Save time by storing your favourite products on shopping lists
- Stay organised with statements and invoicing, easy to access COSHH reports on product and purchasing
- Instant stock availability with on-screen confirmation at point of ordering
- Product imagery
- Fast, user-friendly product searching
- Order from any computer without needing to install software

Sign up today at **www.henryschein.ie**

or call either Dublin **01 456 5288** or Cork **021 434 6392**

LIKE US ON  **HenrySchein.ie**

FOLLOW US ON  **@HenryScheinIE**

CAPITAL EQUIPMENT



LIKE US ON  [HenrySchein.ie](https://www.facebook.com/HenrySchein.ie)
FOLLOW US ON  [@HenryScheinIE](https://twitter.com/HenryScheinIE)

 HENRY SCHEIN® (IRELAND) LTD.
partnership in practice

C8+ Treatment Centre

The Sirona C8+ with its very small and compact footprint, proven reliability, track record of affordability and large range of options is suited for any practice that wants to integrate stunning design into a tight monetary budget and given space.

PLEASE CALL
FOR DETAILS

KEY ADVANTAGES INCLUDE:

Practical

- A single foot control for all the relevant treatment centre functions
- Clearly structured control panel with handpiece intensity indicators
- Optional integratable patient communication system
- Ultrasonic Scaler
- Reliable

Flexibility

- A proven track record over many years makes the C8+ the Treatment Centre of Choice

Maximum protection for your patients and your practice team

- All hygiene-critical components can be removed for thermal disinfection
- Antistatic bellows allow for a well defined surgery area
- Clean water system for controlled water quality
- Built-in spittoon valve

Simple and intuitive operation

Treatment with the C8+ can be based on a single foot control concept.



MODELS SHOWN HAVE SOME OPTIONAL EXTRAS AVAILABLE AT ADDITIONAL COST

C4+ Treatment Centre

Our aim is to provide treatment centres for your ergonomic needs and to promote sustained well-being. We therefore devote our attention to user -friendliness, flexible configuration, quality , technical innovation, modern design and value for money.

PLEASE CALL
FOR DETAILS

The C4+ has a huge amount of features as standard...

- Dentist element mounted on a mechanical parallel track allowing for unrivalled ease of entry / exit, yet providing a true ergonomical work position of the practitioner
- Chair programmes for multiple users
- Hands-free operation of chair, handpiece, spittoon bowl, operating light
- Fibre optic outlet
- Electric micromotor
- Ultrasonic fibre optic scaler
- Conventional or LED Operating light
- Intensive disinfection as standard

Simple and user-friendly treatment

- Stepped handpiece presentation for optimum handling
- Dentist's element is height-adjustable and easily positioned
- Available in parallel, track & cart - left handed or right handed
- Conveniently positioned, easy-to-read control panel on the dentist's element
- 3 quick-adjustment keys for handpiece speed/torque
- Choice of hands-free or hands-on operation of the chair and handpiece functions

The perfect synthesis of form and function

- Flexible positioning of the assistant's element
- Optimum access to the patient irrespective of treatment position
- Synchronised movement of seat cushion and backrest (ErgoMotion) enhances patient comfort
- The backrest (available in a standard and narrow version) ensures optimum access to the patient

All-round hygiene

- Built-in disinfection unit
- Smooth easy-to-clean surfaces
- Suction hoses do not touch the floor
- Anti-static, easy clean bellows
- Integrated Amalgam Separation



MODELS SHOWN HAVE SOME OPTIONAL EXTRAS AVAILABLE AT ADDITIONAL COST

sleek,
stylish
Sinus



Sinus Treatment Centre

The chair that has it all!

The Sinus chair from Sirona provides an exceptionally high level of comfort and practicality for both you and your patient.

Chair movement is ergonomical and unbelievably smooth. The stylish looks of the Sinus visually indicate that this is the real centre point of your Practice!

PLEASE CALL
FOR DETAILS

KEY ADVANTAGES INCLUDE:



Suction hose cleaning and disinfection system plus internal handpiece tubing disinfection



Endo Function[§]



Digital and multimedia solutions[§]



LED operating light



Headrest choice



Stunning design

[§] OPTIONAL FEATURE. CONTACT US FOR A FULL LIST OF AVAILABLE OPTIONS.



The Dental Company

TENEO Treatment Centre

TENEO has set itself a simple goal - to reduce your workload. This enables you to be free to concentrate fully on the treatment process. This goal has been achieved through several exceptional innovations.

PLEASE CALL
FOR DETAILS

Digitised practice

The possibilities are endless: Informative treatment plan presentations, interactive patient education and video entertainment, all available at the touch of a button.

TENEO makes this dream come true.

Ease of use

Every day you will look forward to using the new focal point of your dental practice. Everything has been designed with your needs in mind. TENEO unites top quality and the latest technology.

Support

Thanks to its high-quality materials, perfect workmanship and a stable construction, the TENEO treatment centre will provide a long and trouble-free service life.

Patient comfort

For many patients a dental appointment is a stressful experience. For this reason it's important to ensure that the treatment sessions are as pleasant as possible.

Instrumentation

First a routine check-up, then a root canal preparation, followed by an implant. To cope with such a challenging daily routine you need to have the right instruments and bespoke programs at your fingertips.

Infection control

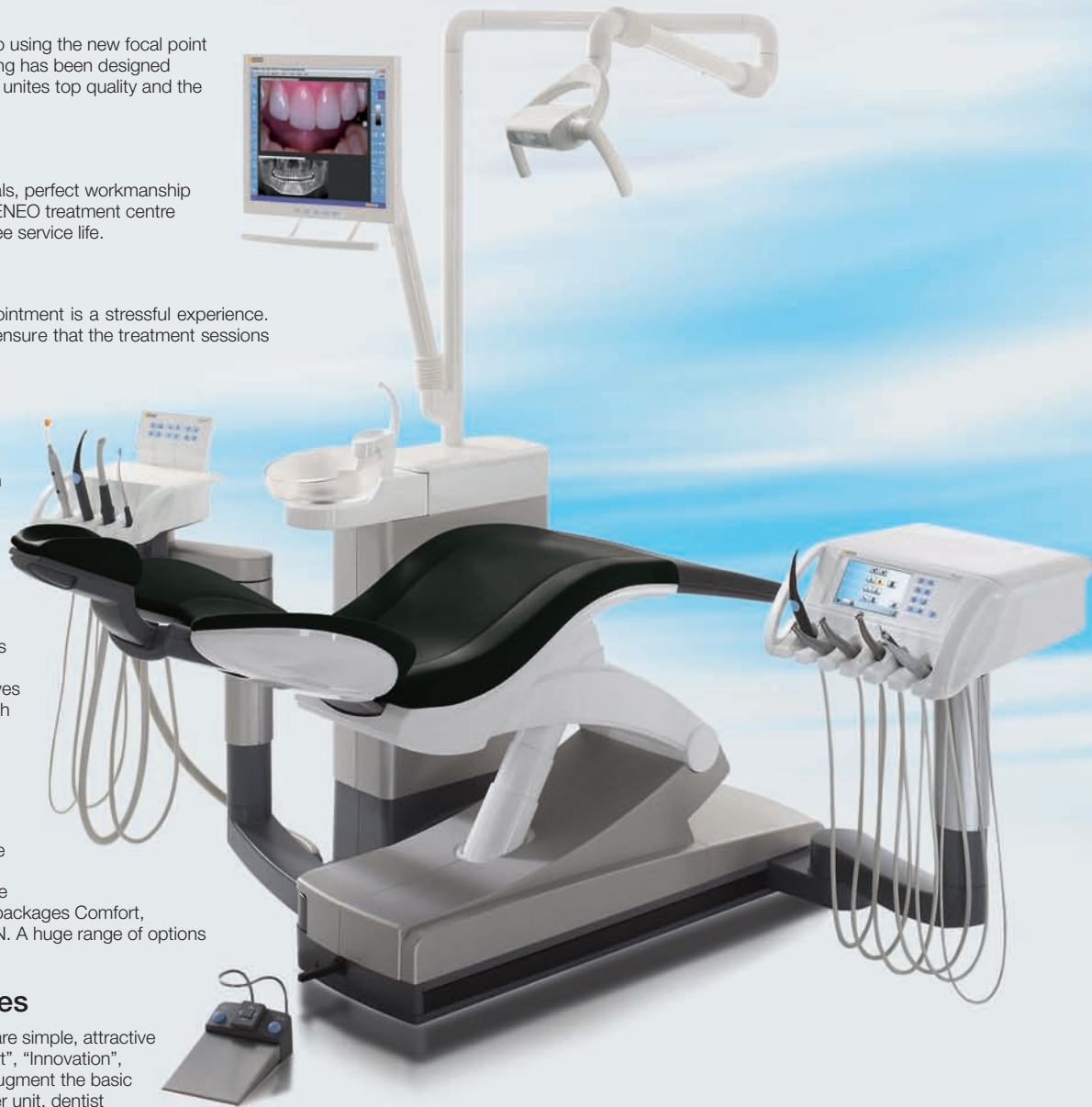
Hygiene procedures should be as simple and effective as possible. The TENEO treatment centre saves valuable time - and complies with infection control requirements.

Options and dimensions

Learn more about the wide range of equipment options and create your customised treatment centre while combining the equipment packages Comfort, Innovation, Clinical, and SIMISION. A huge range of options in any possible combination.

Equipment packages

The TENEO equipment options are simple, attractive and save money. Called "Comfort", "Innovation", "Clinical" and "SIMISION", they augment the basic TENEO configuration (chair, water unit, dentist and assistant elements) according to your specific and individual requirements.



MODELS SHOWN HAVE SOME OPTIONAL EXTRAS AVAILABLE AT ADDITIONAL COST

LIKE US ON [HenrySchein.ie](https://www.facebook.com/HenrySchein.ie)

FOLLOW US ON [@HenryScheinIE](https://twitter.com/HenryScheinIE)

HENRY SCHEIN® (IRELAND) LTD.
partnership in practice

Pelton & Crane Spirit 1800

Attractive. Dependable. Functional.



STANDARDIZED FUNCTIONALITY

In today's price-conscious society, you need a dental chair that will serve as your platform to perform efficient dentistry at a reasonable price. The Spirit 1800 chair, by Pelton & Crane, was designed with these thoughts in mind.

1800 CHAIR

- Dual integrated touch pads on chair backrest
- Pivot armrests
- Quick release dual articulating headrest provides unlimited positioning and a narrow profile, allowing optimal patient access
- Seat height 15" - 32"
- Hydraulic operation
- Optional programmable foot control
- 60° rotation (30° on each side)
- Standard Smooth Leather Upholstery

PELTON & CRANE DELIVERY HEAD WITH:

- 2 X Non Optic Midwest Handpiece outlets 3/1 Syringe
- Additional Spare Outlet
- Self Contained Water System

PELTON & CRANE RM 89 CUSPIDOR

- Controlled Bowl flush
- Tumbler Filler
- HVE Suction (Large)
- Saliva Ejector
- 3/1 Syringe

LIGHT FANTASTIC II DENTAL LIGHT

- Third Axis Rotation.
- Light Sensor Activation
- Lexan Light Shield



PLEASE CALL
FOR DETAILS

Model shown has some optional extras available at additional cost.

Pelton & Crane Spirit 3000 Evolution Treatment Centre



**ARGUABLY THE MOST COMFORTABLE PATIENT CHAIR
ON THE MARKET TODAY!**

The Pelton & Crane 3000 delivery system is easily positioned within your reach, absolutely unique in style providing comfortable access to chair controls.

The ergonomic handpiece holders allow each handpiece to be positioned in two different ways (upright or angled forward), as each practitioner works slightly different.

**CONSISTING OF:
PELTON & CRANE 3000 CHAIR WITH:**

- LED operating light
- Dual integrated touch pads
- Sliding armrests
- Narrow back and traditional back designs
- Optional dual receptacle and air and water disconnect
- Quick release dual articulating headrest provides unlimited positioning and a narrow profile, allowing optimal patient access
- Tumbler Filler
- HVE Suction (Large)
- Seat height 15" - 32"
- Hydraulic operation
- Optional programmable foot control
- 60° rotation (30° on each side) with electric swivel brake
- Ultra Leather Upholstery
- Ergo Smooth Technology

**PELTON & CRANE
DELIVERY HEAD WITH:**

- Kavo KL702 Optic Electric Motor
- Lux touch pad
- Endo Facility
- 2 Fibre Optic Outlets

PELTON & CRANE 3000 CUSPIDOR

- Controlled flush
- Saliva Ejector
- 3/1 Syringe Self Contained water System

**PELTON & CRANE 3000 HELIOS
LED OPERATING LIGHT**

- Defined 3" x 6" Rectangular Pattern
- Thermally Regulated LEDs
- No Cure Composite Setting
- Third Axis Rotation



**PLEASE CALL
FOR DETAILS**

Model shown has some optional extras available at additional cost.



Tridac Contour Complete Package

Adapts for both left and right handed practitioners.

This package is aimed at both left and right handed practitioners, those sharing surgeries (or who may do) and the many practices seeking salaried dentists or associates.

This adaptable equipment package has full left/right conversion within its everyday range of movement. It features integrated service connections, internal umbilicals, smooth, symmetrical styling and discreet presentation of instruments.

The unit's easy to clean outline disguises the impressive flexibility that is offered and contributes to a relaxed atmosphere for patients.

- Contains: Eco-19 Fixed Chair, CSM Spittoon Model M4 (Wet), CSM Spittoon Model M4 (Dry), Trionic 5 Mobile Cart



PLEASE CALL
FOR DETAILS

Operating Lights



PLEASE CALL
FOR DETAILS

Patent Pending Colour Mixing

Using multi-colored LED's (red, green, blue and amber), the light temperature can be touch-button controlled to produce both 5000°K and 4200°K settings. This is optimal for shade matching by verifying accuracy at both temperature settings.

Precise Light Pattern

Factory calibrated at 27", a precise 3"x 6" rectangular light pattern with uniform intensity is produced. With nearly no hot spots or color washing on the outer edges of the pattern, illumination occurs only where you want it to - in the oral cavity, not in the patient's eyes.

Cutting-edge LED technology with unsurpassed efficiency and control.

No-cure Setting

The ability to control the color output allows the Helios 3000 to eliminate all blue light from the color spectrum while maintaining 15,000 LUX intensity. This state-of-the-art feature prevents polymerisation of restorative materials by drastically reducing the spectrum within the 400nm-500nm range. Never dim or move your operating lights again.

Cool Operation

Heat conduits and the channeled heat sink with a forced air convection fan eliminate nearly all radiant heat. No more inadvertent burns for you and your staff or uncomfortable heat projected onto the patient.

Efficient and Reliable

The Helios 3000 has a maximum output of 48 watts. That's nearly 70% less energy consumed than standard halogen operating lights. Coupled with a minimum life expectancy of 30,000 hours, feel confident knowing that you are saving valuable energy and that you will never need to replace another halogen bulb again.



The aesthetics of functionality.

Ayla uses advanced cold-light technology thanks to the installation of two high-intensity LEDs. The light reflected by the two parabolas is free of shadows, pure and perfectly defined.

- Swivelling structure allows perfect, immediate and effective control of the light.
- Ergonomic and easy to maintain.
- Components are easily accessible, removable and replaceable.
- Modern elegant design and aesthetics
- Light field which has well-defined dimensions (170 x 85mm), which avoids all risks of dazzling.
- The light generated is cold
- The intensity of the illuminated field goes from a minimum of 8.000 lux up to a maximum of 50.000 lux (typical value)

SUCTION UNITS



VSA 300 S semi wet

A compact and powerful combined semi-wet vacuum pump and **integrated amalgam separator** suitable for one surgery.

- Over 99% amalgam separation rate
- Noise level: approx 63 dB(A)

DIMENSIONS

Height: 470mm
Width: 310mm
Depth: 310mm



VS 900 semi wet

Semi-wet suction motor like the VS 600 however for up to three surgeries.

- Noise level: 64 dB(A)
- Weight: 35kg

DIMENSIONS

Height: 550mm
Width: 420mm
Depth: 410mm

PLEASE CALL **FOR DETAILS**

THE NEW GENERATION OF V SUCTION MACHINES FROM DURR DENTAL POWERS “DRY” SUCTION SYSTEMS BASED ON THE FOLLOWING PRINCIPLES:

SHORT TRANSPORT DISTANCES FOR THE ASPIRATED SUBSTANCES, SEPARATION OR COLLECTION INTEGRATED INTO THE TREATMENT UNIT AND DRY, CLEAN AIR CHANNELS TO THE SUCTION MACHINE.

DURR DENTAL DRY SUCTION SYSTEMS ARE CHARACTERISED PRINCIPALLY BY THEIR EXCEPTIONALLY FAST BUILD UP OF POWER, ROBUSTNESS AND RELIABILITY DURING CONTINUOUS OPERATION AND AS WELL AS FLEXIBILITY OF INSTALLATION.



VS 900 semi wet

Semi-wet suction motor like the VS 600 however for up to three surgeries.

- Noise level: 64 dB(A)
- Weight: 35kg

DIMENSIONS

Height: 550mm
Width: 420mm
Depth: 410mm



VS 1200 S semi wet

Semi-wet suction motor for up to 4 surgeries.

- Noise level: approx 66dB(A)
- Weight: 33kg

DIMENSIONS

Height: 520mm
Width: 410mm
Depth: 420mm

SUCTION UNITS



V 300 S dry line

The V 300 S is a dry line suction motor suitable for one surgery where the amalgam separator is built into the Treatment Centre and a gravity drain point is in the Service Box.

- Noise level: Approx 63-65 dB(A)
- Weight: 12.5kg

DIMENSIONS

Height: 370mm
Width: 310mm
Depth: 310mm



CA4 amalgam separator

For suction pumps VS600 and VS900. Includes installation kit.

- Noise level: 55dB(A)

DIMENSIONS

Height: 410mm
Width: 250mm
Depth: 280mm

PLEASE CALL **FOR DETAILS**



Power Tower PTS 200

The PTS 200 offers 4 variants.

- Complete surgery supply plant room within a height of 120cm including compressor and suction pump of varying sizes
- Compact installation surface of only 0.3m²
- Ideal solution for any installation site where space is at a premium or no outside area is available.
- Noise level of only 54dB(a)
- Reliable and low in maintenance
- Fits aesthetically into the surgery
- Modular construction, with variable equipment

DIMENSIONS

Height: 2050mm

Width: 640mm

Depth: 610mm



Near medical quality of air, outstanding reliability and robust build make these compressors a fantastic investment and logical business choice. Available in a wide range of sizes to suit your need today or in the future.



TORNADO 70 TORNADO 130



Compact in size, yet powerful, the Dürr Tornado achieves maximum compressed air output from minimum motor power.

PRIMO

High performance unit with one cylinder and an output of 55 l/min specially developed for the one workstation practice.



DUO

The classic of the compact compressors with a 2-cylinder V-motor and a 20 litre tank. For maximum 2 workstations.



MODEL	TORNADO 70	TORNADO 130	PRIMO	DUO
Displacement (l/min)	110/120	200	–	140/150
Output at 5 bar 1) (l/min) 2)	70/80	140	60-70	105/120
Tank capacity (l)	20	20	20	20
Pressure range 3) (bar)	6 - 7.8	6 - 7.8	6 - 7.8	6 - 7.8
Cylinders	1	2	1	2
Noise level 4) dB(A)	Approx 67/70	Approx 70	67-72	Approx 66/69
Noise level in the cabinet 4) dB(A)	Approx 55/58	Approx 57	–	Approx 55/61
Voltage (V)	230 (1~)	230 (1~)	230 (1~)	230 (1~) / 400 (3~)
Frequency (Hz)	50/60	50/60	50/60	50/60
Dimensions (H x W x D mm)	640 x 490 x 440	640 x 490 x 440	640 x 490 x 440	700 x 490 x 460
Weight (kg)	36	47	47	47



TRIO



The economical high-power compressor. With 3 cylinders and a 50 litre tank, it has sufficient reserves for 3 workstations.



QUATTRO



The powerful 4-cylinder compressor with a 50 litre tank for up to 4 workstations.




DUO TANDEM



The flexible solution for growing performance requirements. With its 50 litre tank, it will work for 2 workstations (1 motor) or 4 workstations (2 motor).



QUATTRO TANDEM



Second to none in power for dental laboratories and large surgeries with a 90 litre tank, either with 1 or 2 motors - for up to 10 workstations.

MODEL	TRIO	QUATTRO	DUO TANDEM	QUATTRO TANDEM
Displacement (l/min)	250	320/365	280/300	640/730
Output at 5 bar 1) (l/min) 2)	160	215/240	210/240	430/480
Tank capacity (l)	50	90	50	90
Pressure range 3) (bar)	6 - 7.8	6.5 - 8.5	6 - 7.8	6.5 - 8.5
Cylinders	3	4	4	8
Noise level 4) dB(A)	Approx 69	Approx 70/75	Approx 69/74	Approx 74/77
Noise level in the cabinet 4) dB(A)	Approx 54	-	Approx 54	-
Voltage (V)	230 (1~)	400 (3~)	400 (3~)	400 (3~)
Frequency (Hz)	50	50/60	50/60	50/60
Dimensions (H x W x D mm)	760 x 740 x 520	760 x 740 x 520	760 x 790 x 520	760 x 1020 x 620
Weight (kg)	70	82	90	143

JUN-AIR[®]

COMPRESSORS

A breath of fresh air

JUN-AIR COMPRESSORS; DESIGNED FOR THE DENTAL CLINIC

Sophisticated use of clean and dry compressed air within the dental industry results in an increasing demand for higher quality air compressors. Jun-Air's extensive range complies with the company's traditional values - low noise level, reliability and long lifetime.

OIL-LESS COMPRESSORS

The oil-less range of air compressors meet the need for oil-free compressed air in the modern dental clinic. The compressors are quiet in operation and are rated for continuous duty. They are virtually maintenance-free with a long life expectancy. The compressor receivers are internally coated to resist corrosion and the compressors are suitable for single and multiple surgeries. The units are available with adsorption dryer to obtain the ultimate air quality.

BUILT-IN OIL-LESS COMPRESSORS

The optimum dental solution is the M series where a metal cabinet reduces the noise level by 75%, resulting in a noise level of only 47-55 dB(A). These units are highly suitable for installation in the surgery if required.

FILTRATION AND DRYERS

Jun-Air's range of ancillary equipment includes breathing air filters to remove particles, oil, water, oil odour and vapour from the air line, ensuring that the air to the surgery is of high quality.

The filters will not remove water vapour, this requires an adsorption dryer (option for all oil-less models).

DRY AIR

Compressors are used for compression of atmospheric air, which contains a large amount of water vapour. If the compressor is not supplied with an efficient dryer, the major part of this water vapour will condense and will change from the form of vapour into the form of liquid water for the growth of microorganisms together with the heat naturally generated during compression of the atmospheric air.

The Jun-Air adsorption air dryer is an option for all oil-less compressors, which efficiently removes the water vapour immediately after compression of the air, ensuring that the conditions for the survival of bacteria has been completely eliminated before the compressed air is accumulated in the receiver of the compressor. The compressed air used for instruments, patients and staff is, therefore, 100% dry, clean and without bacteria.

PLEASE CALL
FOR DETAILS



OF302-25B

- Very economic
- Very high quality
- Oil-free, single-user dental compressor
- Tank: 25 litres
- Noise: 65 db(A)
- Weight: 28kg

DIMENSIONS

Height: 590mm
Width: 380mm
Depth: 380mm



2XOF302-40B

- Oil-free, 3 surgery compressor
- Tank: 40 litres
- Noise: 68 db(A)
- Weight: 46kg
- Available in a cabinet version (2xOF302-40M)

DIMENSIONS

Height: 620mm
Width: 540mm
Depth: 420mm



2XOF302-40BD2

- Oil-free, 3 surgery compressor with dryer

DIMENSIONS

Height: 600mm
Width: 570mm
Depth: 540mm



OF1202-40BD3

- Oil-free, 5 surgery compressor
- Tank: 40 litres (10.6 Gallons)
- Noise: 76 db(A)
- Weight: 70kg (154 lbs)

DIMENSIONS

Height: 678mm
Width: 581mm
Depth: 556mm



2XOF302-40MD2

- Oil-free, 2/3 user dental compressor with dryer, mounted in cabinet
- Tank: 40 litres (10.6 Gallons)
- Noise: 50 db(A)
- Weight: 112kg

DIMENSIONS

Height: 861mm
Width: 638mm
Depth: 665mm



OF302-25MD2

- Oil-free, single-user dental compressor mounted in cabinet
- Tank: 25 litres (6.6 Gallons)
- Noise: 47 db(A)
- Weight: 83kg

DIMENSIONS

Height: 856mm
Width: 452mm
Depth: 711mm





MEDENTEX **AMALSED®** MAX

FOR LARGE DENTAL PRACTICES AND CLINICS

Based on the sedimentation principle the amalsed® max amalgam separator system is the solution specially designed for large practices and clinics. This central amalgam separator solution allows more than four dentists to treat patients simultaneously – and without interruptions. Quickly installed and requiring no maintenance, this certified system operates fault-free to ensure the lowest running costs compared with all other systems available on the market.

It is possible to install the amalsed® max on the same floor as the dental units or in the basement. Amalgam-contaminated water is drawn off by the vacuum suction system and pumped to the buffer tank by a dry suction pump where it is cleaned by the connected amalgam separator. Thanks to the innovative tank-in-tank solution more than four dentists are able to treat patients simultaneously – and without any interruptions.

The amalsed® max amalgam separator system is supplied assembled with 2 SRAB 99 D separators, air/water separation, an innovative tank-in-tank solution, motor overload protection for the suction pump as well as a control unit for dry suction pumps.

PLEASE CALL **FOR DETAILS**

TECHNICAL SPECIFICATIONS...

Dimensions:	950 mm (H) x 500 mm (W) x 500 mm (D)
Weight:	67 kg
Connection loads:	400 Volt
Range of supply/equipment:	Mounted on a wall or stand-alone, 2 SRAB 99 D separator, suction unit incl. motor protection, controller for dry suction units
Suction pump:	dry suction pump



SUPPORT STOOLS

Support Stool

The Support Stool, with seat and back designed by internationally known Swedish furniture designer Professor Bruno Mathsson, has won international success due to its ergonomic benefits, comfort and high quality.



Akka Stool

AKKA is a functional, versatile product, suitable for a wide range of procedures.

It features a sculptured seat adjustable for forward tilt, thus promoting a neutral spinal position. Akkas rounded lumbar support can be adjusted for height and rake. The back rest and seat pad can be independently modified to give its operator the best possible working position.



Saga Stool

The combination of the fully adjustable back support and bowl-shaped seat and its multifaceted adjustment options allowed it to be adjusted to each user's individual requirements, making the chair truly unique.



Taburet Stool

Taburett is a product for those requiring a stool that is functional yet beautifully designed.

Its elegant shape and sleek base provide highest comfort and full range of motion for the upper body. Taburett has the same bowl-shaped seat as our exclusive Support stool, signed Bruno Mathsson.

The seat can be tilted up to 15 degrees and can also be adjusted for height.



Perfect Saddle Stool - Classic

Perfect saddle stool Classic model encourages a healthy posture by creating an open angle between the spine and thighs thus helping maintaining natural spinal curves



Perfect Saddle Stool - Lite

Developed from the Perfect Classic, the Perfect Lite features a smaller seat pan allowing a seating position with a more narrow leg stance. This model is particularly well suited for users of smaller stature and women.



Perfect Saddle Stool - Classic Advance

As Perfect Saddle Classic but featuring a V-shaped cutout at the front of the seat, and grooved center, minimizing uncomfortable pressure. The Perfect Advanced has been specifically developed to support the male anatomy.



Perfect Saddle Stool - Lite Advance

The Lite Advanced features a soft padded seat with a V-shape cut-out at the front-end and a deeply grooved center. These features, in combination with a supportive narrow seat minimize uncomfortable pressure when seated during long hours. When seated, the stool recreates the natural S-shape alignment of spine and maintains lumbar curve, improves circulation to lower extremities and minimizes risk of muscular skeletal disorders.



PLEASE CALL
FOR DETAILS

MURRAY STOOLS



**Murray Gemini
SGEM-GT**

Dentist's stool with lumbar support back



Murray Zodiac HZOD

Nurse's stool with arm support backrest

PLEASE CALL
FOR DETAILS



**Murray Gemini
HGEM-SAB**

Nurse's stool with swing around backrest



**Murray Posture
POS-DC**

Nurse's stool with lumbar support back



Murray Zodiac SZOD

Dentist's stool with arm support backrest



**Murray Posture
POS-NB**

Nurse's stool without backrest



**Murray Advance
SADV/GT Dentist 's Stool**

Standard height model with forward seat angle facility



**Murray Advance
HADV/GN Dentist 's Stool**

High model non tilt action

GEKA 600 CABINETRY RANGE

PLEASE CALL
FOR DETAILS

HIGH QUALITY GERMAN MANUFACTURE.

The GEKA 6000 cabinetry range includes an extensive choice of layouts, allowing you to find a suitable design to work in your surgery.

- Porcelain sink basins
- Drawers in four different heights (6, 12, 18 and 24cm)
- Rounded off corners for better cleaning and disinfection
- Handles in three different designs, finished in chrome matt or with a choice of being painted to your requirements
- Pure white worktops
- Choice of colour schemes
- Quality varnishes are used for the paintwork

HANDLE DESIGNS



ARCUS

PONTE

CLASSICO

FUNKTION 6000



STUDIO 6000



CLASSIC 6000



SILVERLINE 6000



DESIGNLINE 6000



HYGIENE 6000



NATIONWIDE EQUIPMENT SERVICE

WHY WAIT FOR THAT COSTLY BREAKDOWN?

WITH OUR CURRENT RANGE OF FIXED PRICE SERVICING[∞], THERE HAS NEVER BEEN A BETTER TIME TO BOOK YOUR SERVICE.

- Full care and maintenance programmes available on Equipment, Digital Imaging, Laser and CEREC CAD/CAM products
- Nationwide local support
- Manufacturer-approved service and repairs
- New equipment installation and training
- Manufacturer-trained technicians
- CEREC annual servicing
- Emergency telephone support from our technical experts



[∞] Contact us for a list of equipment serviced

Contact your Equipment Servicing Specialist

DUBLIN **01 456 5288**

CORK **021 434 6392**

 **HENRY SCHEIN[®]**
EQUIPMENT SERVICE

LIKE US ON  [HenrySchein.ie](https://www.facebook.com/HenrySchein.ie)

FOLLOW US ON  [@HenryScheinIE](https://twitter.com/HenryScheinIE)

 **HENRY SCHEIN[®] (IRELAND) LTD.**
partnership in practice

NOMAD PRO HANDHELD X-RAY SYSTEM



PLEASE CALL
FOR DETAILS



THE NOMAD® PRO IS TRULY PORTABLE

KEY BENEFITS INCLUDE:

- Lightweight - weighs only 2.5kg!
- Safe - multiple third-party studies have proven NOMAD HAS A SAFETY RECORD
- Rechargeable - one charge produces hundreds of X-rays.
- Economical - one NOMAD Pro does the work of multiple fixed conventional intraoral X-ray units.
- Practical - handheld design allows operator to stay with the patient during procedure.
- 0.4mm focal spot - produces very sharp images (HPA test pack included).
- Very simple and logical control interface

“...One NOMAD Pro saved the money in construction costs versus the cost of multiple wall mounted X-ray machines for a four-operatory solution...”

Dr Joseph Hidalgo

“My assistants praise the NOMAD Pro for its simplicity and say that it is quicker to manoeuvre and easier to aim than a wall-mounted X-ray unit...”

Dr Sam J. Nechamkin

SHARP IMAGES THROUGH ONE OF THE SMALLEST FOCAL POINTS

- Very Sharp Images
- Ease of use
- Large display, easy to understand icons
- Unsurpassed arm stability
- Adjustable kV, mA and time
- 0.4mm focal spot
- Exceptional imaging quality
- Easy to programme additional settings

PLEASE CALL
FOR DETAILS



HELIODENT PLUS

THE HELIODENT PLUS IS
SIRONA'S INTRAORAL
X-RAY SYSTEM

PREMIER SUPPLIER OF
sirona
The Dental Company

Key benefits include:

- 0.4mm (IEC 336) focal spot
- Safe diagnostics
- Exact alignment
- Outstanding image quality
- Multi-colour for multiple operating states

PLEASE CALL
FOR DETAILS

DECONTAMINATION

INTRODUCTION

THROUGH A LOCAL ACCOUNT MANAGER, HENRY SCHEIN IRELAND PROVIDES EVERYTHING YOU NEED TO ENSURE YOUR BEST PRACTICE IN DECONTAMINATION PROCEDURES FOR YOUR PRACTICE – IN ESSENCE WE’RE HERE TO HELP MAKE YOUR LIFE EASIER...

Range – Henry Schein Ireland’s comprehensive range of products for the Dental market covers everything from surgery design and project management, dental practice management software, all types of dental equipment, and the broadest selection of dental consumables on the market. We offer specialist products for Dental Surgeons and other Specialists and work tirelessly to offer you an exclusive selection that should meet all your general and specialised dental needs.

.....

Value – Henry Schein Ireland offers you value for money. With an unrivalled range, superior service levels, cost effective finance plans and competitive pricing we provide an overall package that adds enormous value to your practice and is designed to genuinely make your life easier so you can focus on your patients.

.....

Equipment Services – Our manufacturer-trained technicians deliver personalised, local service, and are familiar with your practice’s equipment and special requirements. Our rapid-response emergency service keeps all your equipment up and running. We keep it simple—only one number to call and, most importantly, one consistent standard of excellence.

.....

Innovation – From our Specialist Team bringing you the latest exclusive dental innovations to the Digital Imaging Team delivering the latest high tech equipment, Henry Schein Ireland can support and advise you in everything from the latest minor purchases to significant investments.

.....

Education – Henry Schein Ireland runs a comprehensive selection of Educational courses ranging from Decontamination, specialist endodontic and surgical courses, as well as courses designed to support the introduction of new technology. Our educational courses run nationwide, but additionally we have three Specialist Dental Showrooms providing the perfect locations for demonstrating our broad equipment range.

.....

Expertise – At Henry Schein Ireland we pride ourselves on the expertise within our Sales team. We have a comprehensive Team of Field Sales Consultants, and Equipment Specialists who cover the cover Ireland and provide expertise and excellent service to all Henry Schein Customers. We have a telesales team who are highly trained and happy to help in whatever way they can.

.....

“While there are many suppliers in the Market, Henry Schein have always offered us an unrivalled personal service, their personnel have an in-depth knowledge of the latest materials and throughout the recession the deals they’ve tailor made for our materials usage has made us feel that we really have all been in this together.”

Dr. Keith Redmond, Sutton Cross
HS Ireland Customer

“Henry Schein has been the primary supplier to our practice for over 4 years now. We find that delivery is prompt and efficient with almost all products arriving within a day or two of the order being placed and costs are highly competitive.

With the on-line ordering system it is easy to track what has been ordered, and the history of what has been ordered in the past allows greater efficiency within the practice.”

Dr. Paul Mc Evoy, Dublin
HS Ireland Customer

DECONTAMINATION EQUIPMENT

Proven performance more
than 10,000 times!

Vacuklav 31B+ Autoclave

- Vacuum autoclave
- Large choice of available cycles
- Class B and Class S cycles
- Noise suppression feature included
- Easy refill
- Optimum usage of sterilisation chamber (up to 5 trays)
- Electronic Data Logger Included

Specifications:

Dimensions: (H) 485mm x (W) 425mm x (D) 570mm

Chamber: 250mm x 350mm, volume 18 litres

Tray: (H) 20mm x (W) 190mm x (D) 290mm

Weight: 44kg

Power supply: 230 Volt / 50 Hz / 2,100 Watt



MELAG



DAC Universal for



- All in one sterilisation - disinfection - lubrication device for handpieces
- Installation and DAC Introduction included in purchase price
- Automated procedure: 6 handpieces or turbines in 12 minutes
- Almost no manual handpiece handling
- Reduced oil consumption

Special Package includes...

- 1 standard lid
- **Free second lid and lid holder**
- 6 adapters
- 1 bottle of Nitram oil
- 1 air filter
- 1 clip holder for indicators

PLEASE CALL
FOR DETAILS

LIKE US ON  [HenrySchein.ie](https://www.facebook.com/HenrySchein.ie)

FOLLOW US ON  [@HenryScheinIE](https://twitter.com/HenryScheinIE)

 HENRY SCHEIN® (IRELAND) LTD.
partnership in practice

KINITICO K5 RO

 **Kinetico**[®]
home water systems

Kinetico Reverse Osmosis System:

A filtering process where water is pushed through a semi permeable membrane to trap contaminants to produce clean, crystal clear water, suitable for use in the dental practice for Autoclaves washer disinfectors and Clean water systems on treatment centres

PLEASE CALL
FOR DETAILS



KINITICO TQ SERIES RO



A non-electric system that provides high-quality water through either reverse osmosis or nanofiltration. Ideal for small commercial applications.

5 micron high capacity sediment pre-filter removes small particles and sediment

EverClean[®] Rinse cleans system membranes with high quality reverse osmosis water to extend membrane life and improve water quality

PLEASE CALL
FOR DETAILS

MIELE THERMAL RANGE

Miele
PROFESSIONAL

G 7881 TD Thermal disinfecter (w=60cm)

- Automatic washer-disinfecter supplied without baskets
- Stainless steel cabinet with 2 stainless steel spray arms
- Electro thermal door lock
- Water softener and steam condenser
- Interface for process documentation
- Test certificates: VDE, EMV/Interference suppression, DVGW, IP X1, MPG CE 0366
- 5 programmes

G 7830 Thermal disinfecter (w=45cm)

Features as G 7881 below except:

- Test certificates: VDE, EMV/Interference suppression, DVGW, MPG CE 0366
- 4 programmes



PLEASE CALL
FOR DETAILS

DÜRR COMFORT HOSE HOLDER SYSTEMS



TAILORED TO MEET YOUR ERGONOMICS AND INDIVIDUAL REQUIREMENTS.

Selective control for large and small suction tubes.

Detachable suction handpieces. Swivelling hose connections on the filter housing for extending range and reducing strain on the suction tubes.

- Suction handpieces can be sterilised in autoclaves at 134°C
- Optionally available ball joint for greater operating comfort
- Rotary slide valve for controlling suction fitted on the small suction handpiece
- Improved ergonomics due to rotatable hose holders
- Special valves eliminate noise when the suction hoses are placed back on holder
- Funnel for large suction handpieces
- Modular design, easily extendible with spray holder
- Can be fixed directly on the wall or, if preferred, under a worktop using the extendible pivoting slide
- Optionally available adaptor kit to adjust the tube length to individual requirements

KAVO QUATROCARE



KaVo. Dental Excellence.

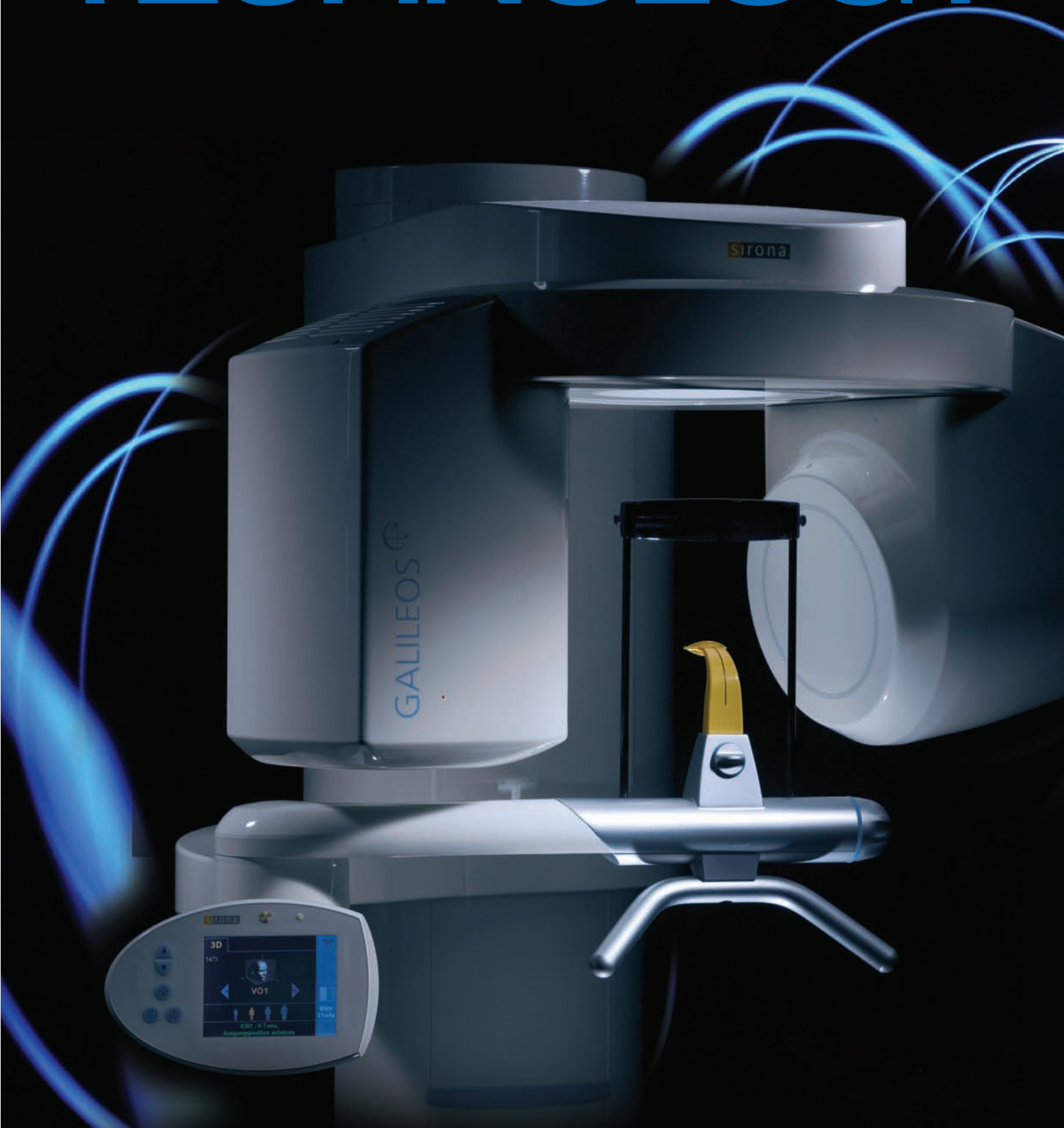
**PERFECT QUADRUPLE CARE.
FAST AND COMFORTABLE.**

KEY ADVANTAGES INCLUDE:

- Automatic, program controlled product care unit for cleaning and care of handpieces.
- Easy handling; mount up to four handpieces on the four couplings, close the front panel and start the care program. The complete care procedure for four handpieces only takes one minute.
- Integrated chuck-care program.
- Optimum lubrication, thanks to automatic outlet-specific, metered dosing.
- Compressed air blasting of transmission system and spray channels, using purging function.
- No leakage of excess, residual oil from handpiece after processing.
- Modern and ergonomic design.
- Dimensions: Width: 35cm. Depth: 28cm. Height: 38cm.
- Weight: 10kg.



NEW TECHNOLOGY



LIKE US ON  [HenrySchein.ie](https://www.facebook.com/HenrySchein.ie)
FOLLOW US ON  [@HenryScheinIE](https://twitter.com/HenryScheinIE)

 HENRY SCHEIN® (IRELAND) LTD.
partnership in practice

SIRONA GALILEOS COMFORT & GALILEOS COMPACT



PLEASE CALL
FOR DETAILS

The new dimension in 3D diagnostics

The GALILEOS has set new standards in combining very low radiation dosage with superior image quality. Offering intuitive operation and optimised clinical workflow providing unique efficiencies in 3D diagnostics - proven by numerous international clinical studies. GALILEOS represents the future of dentistry.

As a comprehensive 3D imaging solution, GALILEOS combines X-ray diagnostics, implant visualisation, treatment planning and patient communication in one tool. This unmatched clinical efficiency improves treatment acceptance and increases productivity.

GALILEOS Comfort and GALILEOS Compact offer a choice for every practice, depending on financial structure and clinical needs.

GALILEOS Comfort

Ideal for:

- Oral and maxillofacial surgeons
- Dental clinics
- Private clinics
- Orthodontists

GALILEOS Compact

Ideal for:

- General practitioners
- Dental implant practices
- Oral surgeons

ADVANCING 3D DENTISTRY THROUGH:

One Single Scan – Fast comprehensive scan of patients oral/maxillofacial region at a very low dose of radiation

Workflow Integration – Powerful, integrated diagnosis and planning system that provides a complete solution from a quick scan to surgical guides for implant placement

Excellent Diagnostics – Familiar panoramic view with unique real time evaluation window to scroll through 3D anatomy that is easy and intuitive

Volume – Large volume for every type of display; 3D, panoramic, Cross sectional (e.g. TSA) images, high resolution details with intuitive, real-time diagnostic navigation

Sirona GALILEOS cone beam imaging represents optimum technology, ease of use and the highest quality of images. The GALILEOS can also be integrated with current third party software programs.

SIRONA ORTHOPHOS XG3

PREMIER SUPPLIER OF

sirona.

The Dental Company



ENTRY LEVEL PRICED
PANORAMIC X-RAY
WITH FULL SIRONA
TECHNOLOGY

- **Very high image quality**
- **Extremely simple operation**
- **Low radiation dose**
- **Always accurate positioning in the focal trough**
- **Proven technology**
- **Simple operation**
- **5 programs**

PLEASE CALL
FOR DETAILS

† Upgrades possible on all units that are marked as upgradeable as defined by Sirona.
Please contact us for details.

SIRONA ORTHOPHOS XG5

PREMIER SUPPLIER OF

sirona.
The Dental Company

Exceptional image quality

With an image quality that is second to none, the ORTHOPHOS XG5 is designed, as part of tomorrow's generation of Sirona's X-ray products, for dentists who like state-of-the-art technologies to meet their most important requirements without losing the ease of use concept.

Ultra fast!

The power package features an integrated power PC, 16-bit image acquisition, a high-speed interface and CAN bus technology

High quality!

Pan and Ceph sensors with CCD technology and 27 µm pixel size

Future oriented!
The Ceph arm for digital cephalometry can be retrofitted later easily if required

Highly accurate!
3-point patient fixation to prevent motion blurring

Intuitive!
The "Multipad" for easy system control

Networkable!
Ethernet technology allows control and image acquisition from any PC in the network

Key benefits include:

- 12 panoramic programs (with specific orbital curves)
- Automatic exposure control
- 3 point patient fixation - motorised temple support
- Bite block height range 80 - 1810cm
- High-frequency generator 90 KV
- Unparalleled ease of use.

PLEASE CALL
FOR DETAILS

SIRONA ORTHOPHOS XG 3D

PREMIER SUPPLIER OF

sirona.
The Dental Company

SIRONA ORTHOPHOS XG 3D READY CEPH



In 2D imaging, the occlusal bite block measures the inclination of the occlusal plane and the unit automatically stops in the desired position...



Ceph Option

- Symmetric a.p., symmetric p.a., lateral, carpus exposures
- Asymmetric, image size adjustable (H) 23cm x (W) 18cm or (H) 23cm x (W) 28cm
- Special projections
- Quickshot mode for shortened acquisition time
- Adjustable crown collimation for dose reduction
- Orthodontic image series with reduced cooling periods

SIRONA ORTHOPHOS XG 3D READY



PLEASE CALL
FOR DETAILS

SIRONA XIOS SENSORS

PREMIER SUPPLIER OF

sirona.

The Dental Company

INSTANT AND FLEXIBLE X-RAY IMAGING WITH STUNNING DETAILS


Unbeatable value, slimline design
and metal casing

Key benefits include:

- Ethernet and USB solution with the same sensor
- Automatic self-installation (Plug & Play)
- Smooth shape with rounded edges
- Sensor with rounded corners for easy positioning in difficult areas
- Slim cable entrance



PLEASE CALL
FOR DETAILS



TECHNICAL SPECIFICATIONS...

	SENSOR SIZE 1	SENSOR SIZE 2
True image resolution	15 lp/mm	15 lp/mm
Connection	USB 2 - high speed	USB 2 - high speed
Technology	APS (Active Pixel Sensor) CMOS technology	
Purpose	For children, smaller oral cavities and flat palates	For displaying 3 molars of adult patients and for bite wing exposures
Outside dimensions	24.8 x 38.5mm	31.3 x 44.5mm
Dimensions of active area	20 x 30mm	25.6 x 36mm
Cable length	3m	3m

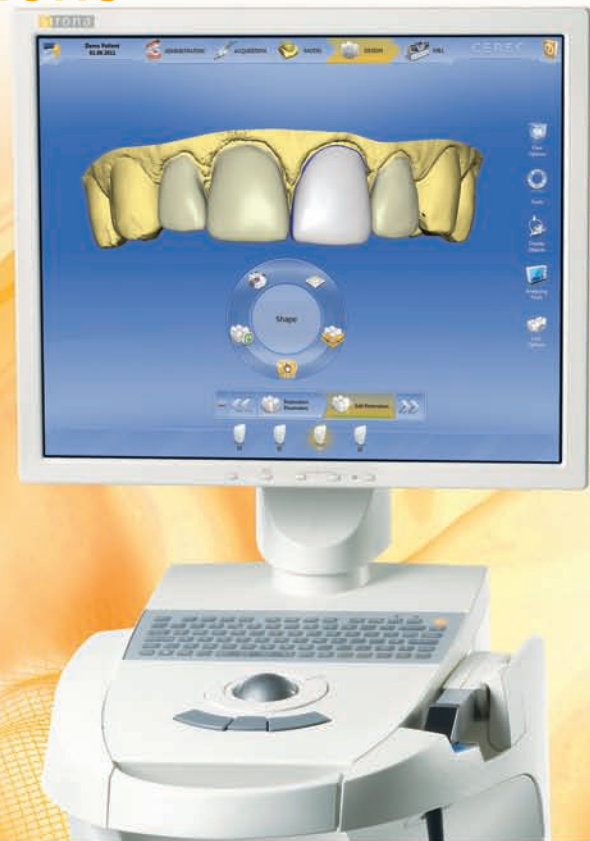
that's more like it...

CEREC®

Instant in-house restorations

It's now even easier to create restorations with digital technology...

- Work on multiple restorations simultaneously
- New simplified user interface
- Intuitive workflow
- New design tools
- Photorealistic graphics



Acquisition Unit

- Scan intra-orally
- Built-in program proposes the finished restoration automatically
- Battery pack option allows the unit to be easily wheeled between surgeries



Bluecam

- Image captured automatically when in focus and aligned
- Speed - shortest acquisition times for more detailed images, including half and full arch impressions



Milling

- In-surgery milling unit allows true one session restorations
- Precise milling results - precision in the range of +/- 25 microns
- Production - very little time required



Software

- Patented scientific Biogeneric design
- Individually tailored restorations
- Restoration proposals allow editing



Materials

- No impression material or temporaries required
- Huge selection of bloc colours and materials
- Easy access - Henry Schein Ireland offers a full range of CEREC materials from Ivoclar, 3M, Sirona and Vita



CEREC Workflow

- Welcome Patient, Scan, Design, Production, Fit



Aesthetics

- Unparalleled aesthetics
- Unlimited possibilities through open system



Service and Support

- Team of dedicated in-house Dental Innovations CEREC Engineers
- CEREC hardware and software support
- Planned Preventative Maintenance Contracts



Education

- Comprehensive range of educational courses available
- In-depth new user training for the whole Dental Team available



Profitability

- Dramatic reduction of your laboratory bills
- All ceramic restorations completed in one single appointment
- CEREC return on investment calculator
- Finance options available from Henry Schein Financial Services

CEREC[®] Connect

The digital impression generated by the CEREC Acquisition Unit saves time and is much more comfortable for the patient than a conventional impression.


It can be viewed immediately by yourself and near instantaneously by your dental technician, which means that you can discuss the case over the phone while the patient is still in the chair. You can even make final adjustments to the preparation. With CEREC Connect, the dental technician designs the restoration on the basis of a virtual model without the need for a physical model.

Next, the restoration gets manufactured in the laboratory or production centre and finished by the laboratory, before being sent back to the dental practice for fitting.



PLEASE CALL
FOR DETAILS

CEREC® INLAB SYSTEM



THE RIGHT CHOICE FOR TODAY AND TOMORROW.

inLab – your future-proof CAD/CAM system

In-house CAD/CAM capabilities pave the way to the sustained success and independence of your dental lab. inLab is fully geared to current and future requirements.

Open up new perspectives with your own inLab system. Enjoy every day. With Sirona.

Key benefits include:

- **Strong development potential:** For example, in combination with CEREC Connect, your direct link to digital impressions.
- **Safe and sustained return on investment:** An unequalled spectrum of materials and clinical indications enhance the performance and profitability of your dental lab.
- **Flexible integration:** Tailored hardware/software solutions and optional interfaces cater to your changing requirements.
- **Outstanding quality:** Proven technology and high-quality materials complement your professional skills.

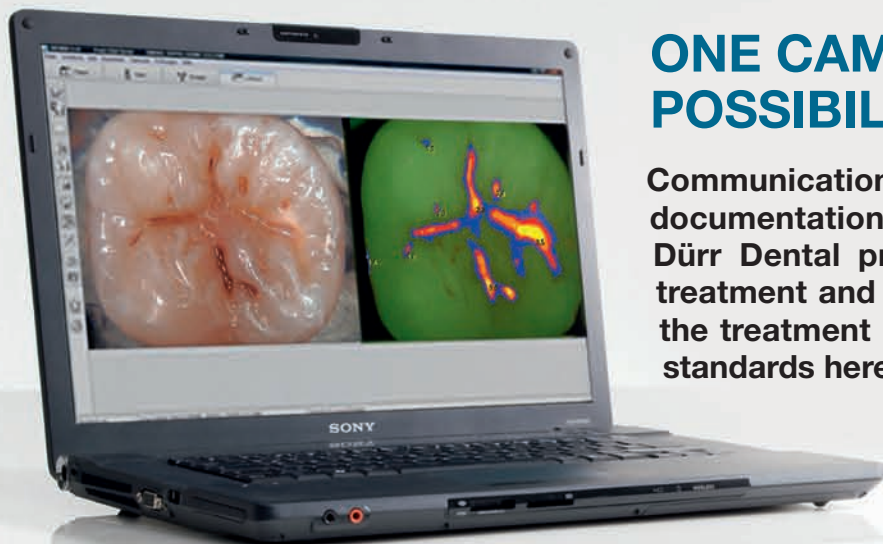
PLEASE CALL
FOR DETAILS

DÜRR VISTASCAN IX DIGITAL CAMERA



ONE CAMERA, NUMEROUS POSSIBILITIES

Communication with patients, caries diagnostics, documentation – all in one. Camera systems from Dürr Dental provide valuable support for dental treatment and help the patient to understand why the treatment is necessary. VistaCam iX sets new standards here.



The advantages of the new VistaCam iX

Dürr Dental has brought together successful, tried-and-tested technologies to create the VistaCam iX. With regard to depth of field and image quality the intraoral camera meets the highest requirements for fully digital image transmission.

The sophisticated interchangeable head mechanism provides the best prerequisites for all applications. Whether users require macro or intraoral images, the VistaCam iX supports them - even in the diagnosis of caries. In the DBSWIN imaging software, caries and plaque filters show caries activity using a colour scale with a numerical evaluation of between 0 and 3.

This makes the system ideal for the early detection of caries and the visualization of plaque.

Beautifully shaped

The VistaCam iX is not only characterized by its functions; in addition, it meets all requirements pertaining to ergonomics.

Among other awards, it has achieved the renowned "IF product design award 2011" and is "red dot design award winner 2011". Moreover, it can be used in practically all types of surgery – even as a stand-alone version with no PC.

Further advantages: Thanks to the option of decoupling the system directly on the handpiece, the VistaCam iX is the perfect multi-user solution. A motion sensor that switches the camera on and off ensures efficiency.

TECHNICAL SPECIFICATIONS...

TECHNICAL DATA	VISTACAM IX PC VERSION	VISTACAM IX STAND-ALONE VERSION
Connections	USB 2.0	Base station with HDMI/DVI connection
Freeze frame module	Via PC/laptop	12 images/possible storage on USB stick
TMulti-user application	Plug&Play, cable can be connected to handpiece	Base station for each additional workstation
Triggering/activation	Handpiece (optional foot pedal)	Handpiece (optional foot pedal)
Weight of handpiece (g)	50 (without cable)	50 (without cable)
Handpiece length (mm)	190	190
Power supply	USB (5V)	Base station power unit (12V)
Transmission path	USB 2.0, via cable (2.5 m)	USB 2.0, via cable (2.5 m)
Image presentation	True-sided or reversed, can be set using PC/laptop	True-sided or reversed, can be set using base station

DÜRR VISTASCAN WIRELESS CAMERA



VISTACAM CAMERA SYSTEMS – PERFECT SOLUTIONS FOR YOUR NEEDS

A VistaCam significantly increases patient communication in dental surgeries:

Dürr Dental IFC optics are suitable for all applications (intraoral, extraoral, and macro) and produce an excellent image quality that impresses patients even at a glance.



VistaCam Digital – the camera with ergonomic 360° capture ring

The VistaCam Digital is fitted with an all purpose control sensor that enables the optimum use of the Still/Live and save functions in every single image-capturing scenario.

Even in the molar area of the upper jaw, the VistaCam Digital saves really high-quality images with no blurring – the operator turns the camera, not his or her hand: the sensitive control function confirms movements in a way that can be felt on the handpiece. The level of sensitivity can be adapted to meet the needs of the specific operator.

**PLEASE CALL
FOR DETAILS**

TECHNICAL SPECIFICATIONS...

TECHNICAL DATA	VISTACAM DIGITAL WITH MANUAL	RELEASE VISTACAM CL.IX
Depth of Field	Intraoral 24 mm, for structures to 60 µm	Intraoral 24 mm, for structures to 60 µm
Image presentation	True-sided or reversed via PC/Laptop	True-sided or reversed via camera setting
Freeze frame module	On PC/laptop	On PC/laptop
Multi-user application	Plug-and-play, detachable with USB-Y adapter	Channel can be selected
Channels	–	Choice of 5
Radio transmission	–	5.8 GHz ISM band (licence-free)
Transmission path	In scope of delivery, 2.8 m + 0.2 m extension via USB repeater	Designed for 1 patient room or for mobile use
Activation	Handpiece (optional foot pedal))Handpiece (optional foot pedal)
Battery operation	–	Enables up to 45 minutes of operating time
Handpiece length (mm)	207	213
Power supply	USB Y adapter without power unit	NiMH rechargeable battery pack
Battery charger	–	Intelligent design with charge state display
Connections	USB 2.0	USB 2.0

DÜRR VISTASCAN MINI / MINI PLUS



A SOLUTION WHICH CAN BE USED STAND-ALONE OR INTEGRATED INTO YOUR PRACTICE NETWORK

Key benefits of both models include:

- With PCS technology, VistaScan Mini can reliably resolve caries D1 lesions and endo instruments down to ISO 06
- Very small and compact design
- Takes Dürr intraoral image plates, from size 0 to 4
- Read out, erase and make ready for the next use in one step

Extra benefit of VistaScan Mini Plus

- VistaScan Mini Plus: in-built data screen allows the operator to allocate the image accurately
- Compact: (H) 226mm x (W) 234mm x (D) 243mm



PLEASE CALL **FOR DETAILS**

DÜRR VISTASCAN PERIOPLUS



THE VISTASCAN PERIO PLUS OFFERS PRACTICES WHAT IS MOST PRECIOUS TO THEM: TIME AND SAFETY. IT CAN BE INTEGRATED INTO PRACTICE PROCEDURES WHEREVER YOU LIKE – TAKING UP AS MUCH SPACE AS A STANDARD A4 PAPER SHEET.

Key benefits include:

- All intraoral image plates
- Excellent image quality
- Up to 8 images can be seen in one go, then erased ready for the next session
- Flexible position, takes up very little room
- Easy to use
- PC connection via USB or network



PLEASE CALL **FOR DETAILS**

LIKE US ON  [HenrySchein.ie](https://www.facebook.com/HenrySchein.ie)

FOLLOW US ON  [@HenryScheinIE](https://twitter.com/HenryScheinIE)

 HENRY SCHEIN® (IRELAND) LTD.
partnership in practice


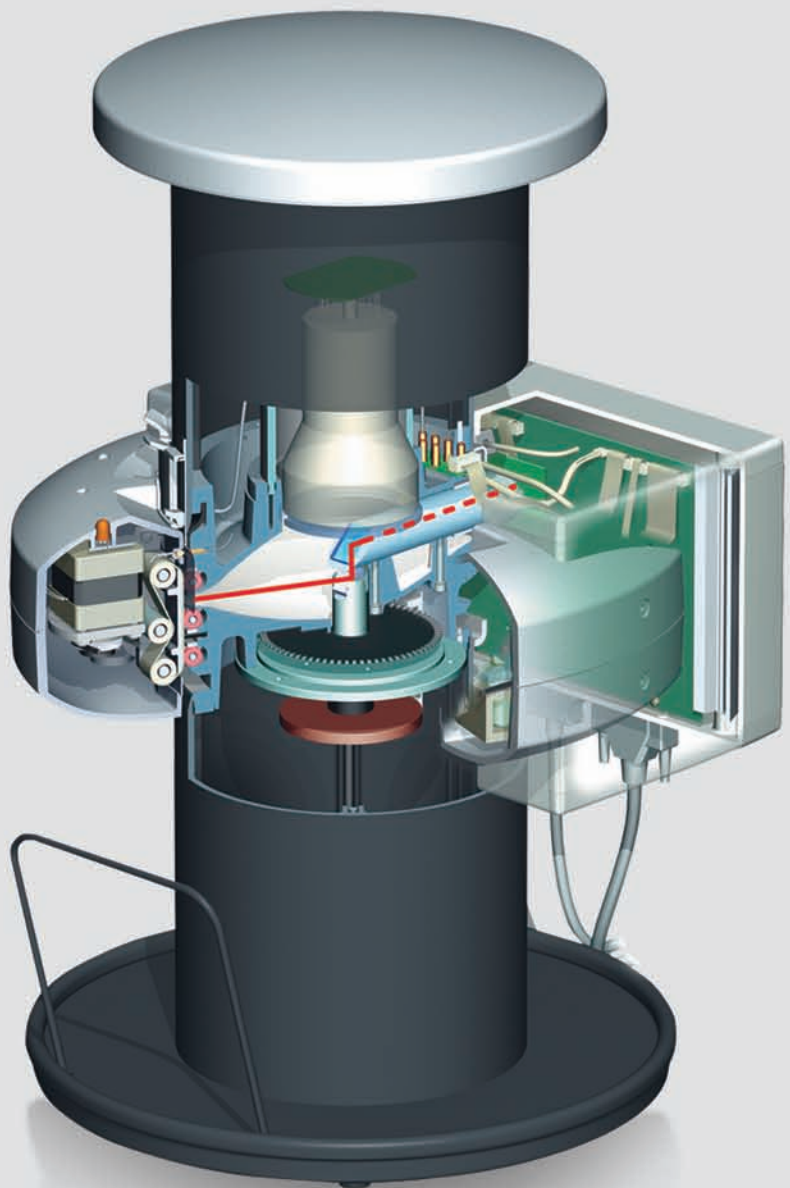
DÜRR VISTASCAN COMBI



**DIGITISE YOUR PRACTICE WHILE MAINTAINING YOUR
CURRENT FILM PANORAMIC X-RAY MACHINE**

Key advantages include:

- Can be positioned on tables or on the wall
- Ideal for central locations - no darkroom
- Can be operated as a stand-alone machine (workstation with PC, monitor, VistaScan) or as a network solution
- Designed to take intraoral or panoramic phosphor plates



PLEASE CALL **FOR DETAILS**



DÜRR VISTARAY SENSORS

FAST, EASY AND EXCELLENT X-RAY IMAGES

Key benefits include:

- Effective resolution of 20 LP/mm
- Quick image availability
- Direct USB connection Plug & Ray
- 2 sizes (universal and bitewing)
- High level of detail – reliable diagnostics
- Can be used at multiple stations, cost effective and flexible
- Ideal complement to image plates in endodontics, implantology and conservative dentistry
- Versatile image processing



TECHNICAL SPECIFICATIONS...

VISTARAY 7	SENSOR SIZE 1	SENSOR SIZE 2
Sensor dimensions (L x W x D mm)	39 x 27.4 x 6.3	43 x 33.1 x 6.3
Active sensor surface (L x W mm)	30 x 20	36 x 26
Pixel size (µm)	19 x 19	19 x 19
Number of pixels	1,050 x 1,580 = 1,659,000	1,368 x 1,896 = 2,593,728
Theoretical resolution (LP/mm)	26.3	26.3
Effective resolution (LP/mm)	20.0	20.0
Cable length (m)	2.5	2.5
Service life	> 400,000 images*	> 400,000 images*

*If used properly as described in the usage instructions with an average detector dose of 50 µGy

SATELEC SOPRO 617



MASTERPIECE!


The curved design of the SOPRO 617 camera handpiece provides increased (15° more) viewing access into the patient's mouth. Its 105° angle of view differentiates it from other cameras on the market by allowing for better exploration of the distal areas.

The rounded shape and extremely reduced dimensions of the camera head improve patient comfort while preventing any trauma to the mouth.

The new optical system of the SOPRO 617 is equipped with an aspheric lens which eliminates distortion and provides a more uniform quality image. Its optimised angle of view enables perfect visibility even into the hard-to-reach rear areas of the mouth.

The SOPRO 617 lighting system is composed of the latest generation LEDs which utilise condensers to focus the light and produce a very powerful beam:

- the image is luminous in any circumstance
- the emitted heat is reduced
- the entire image is uniformly illuminated (minimal shading)



SATELEC SOPRO 717

THE CAMERA THAT SETS MORE THAN JUST ONE TONE

Developed around a 1/4" CCD and high quality electronics, this highly sophisticated optical unit provides unsurpassed image quality.

No matter which position is selected (macro 1-5mm, intra oral 5-30mm or extra-oral 30mm to infinite) the user is provided with clear images instantaneously via the large depth of field which the SOPRO 717 offers.

Images are optimised under all circumstances due to a lighting system which incorporates 8 new generation LED's which are 1/3 the size and 50% brighter than conventional LED's.

Another major advantage the SOPRO 717 has over other intra oral cameras is that the distal area of the camera is the narrowest in the industry providing the user easy access to all areas of the oral cavity.



SATELEC SOPROLIFE

THE BLUE REVOLUTION

Over the last five years, Satelec applied all of their technical expertise, in conjunction with scientific and clinical researchers, to develop a patented technology which is based on the principle of fluorescence to detect caries. The result of this effort is a revolutionary new device - SOPROLIFE, an intra oral camera and an optical caries detector **ALL IN ONE**

With SOPROLIFE, you can first visualise the clinical aspects and then diagnose occlusal or interproximal caries... differentiate with outstanding accuracy healthy tissue from infected tissue, so as to excavate only the decayed area.

SOPROLIFE becomes an indispensable aid for the practitioner preferring minimally invasive dentistry. Enter in a new era and discover the Blue Revolution.

PLEASE CALL
FOR DETAILS



EQUIPMENT SERVICE

WHY WAIT FOR THAT COSTLY BREAKDOWN?

With our current range of fixed price servicing[∞], there has never been a better time to book your service.

[∞] Contact us for a list of equipment serviced

Contact your Equipment Servicing Specialist

DUBLIN **01 456 5288**

CORK **021 434 6392**



- Full care and maintenance programmes available on Equipment, Digital Imaging, Laser and CEREC CAD/CAM products
- Nationwide local support
- Manufacturer-approved service and repairs
- New equipment installation and training
- Manufacturer-trained technicians
- CEREC annual servicing
- Emergency telephone support from our technical experts

 **HENRY SCHEIN®**
EQUIPMENT SERVICE

